

# How to Use Naloxone

A guide for patients  
and caregivers



MaineHealth

## What is an opioid overdose?

Opioids can cause bad reactions that make your breathing slow or even stop. This can happen if your body can't handle the opioids that you take that day.

## To avoid an accidental opioid overdose:

**Do not** mix your opioids with alcohol, benzodiazepines (Xanax, Ativan, Klonopin, Valium), or medicines that make you sleepy.

**Be extra careful if you miss or change doses, feel ill, or start new medications.**

# In case of overdose:

## 1. Check responsiveness

Look for any of the following:

- No response even if you shake them or say their name
- Breathing slows or stops
- Lips and fingernails turn blue or gray
- Skin gets pale or clammy

## 2. Call 911 and give naloxone

If no reaction in 3 minutes, give second naloxone dose

## 3. Do rescue breathing and/or chest compressions

Follow 911 dispatcher instructions

**Stay with person until help arrives.**

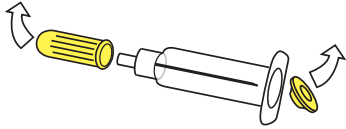


# How to give naloxone:

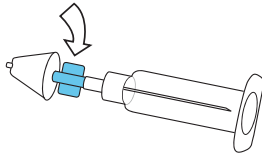
There are 4 ways to give naloxone. Follow the instructions for the type you have.

## Nasal spray naloxone

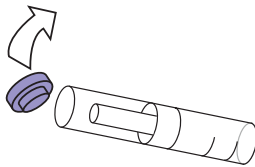
1. Take off yellow caps



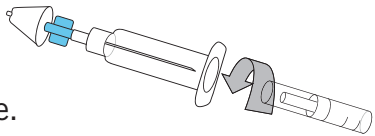
2. Screw on white cone.



3. Take purple cap off capsule of naloxone.



4. Gently screw capsule of naloxone into barrel of syringe.



5. Insert white cone into nostril; give a short, strong push on end of capsule to spray naloxone into nose: One half of the capsule into each nostril.



6. If no reaction in 3 minutes, give second dose.

# Narcan® Nasal Spray

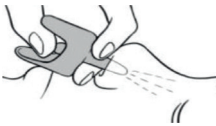
This nasal spray needs no assembly and can be sprayed up one nostril by pushing the plunger.



1. Peel back the package to remove the device.



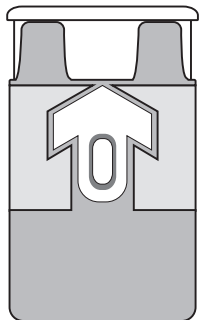
2. Place the tip of the nozzle in either nostril until your fingers touch the bottom of the patient's nose.



3. Press the plunger firmly to release the dose into the patient's nose.

# Auto-injector

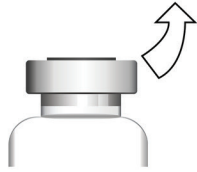
The naloxone auto-injector needs no assembly and can be injected into the outer thigh, even through clothing. It contains a speaker that provides step-by-step instructions.



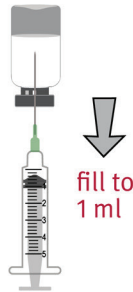
# Injectable naloxone

This requires assembly. Follow the instructions below.

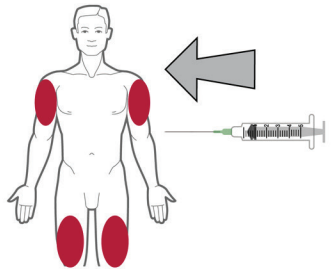
1. Remove cap from naloxone vial and uncover the needle.



2. Insert needle through rubber plug with vial upside down. Pull back on plunger and take up 1 ml.



3. Inject 1 ml of naloxone into an upper arm or thigh muscle.



4. If no reaction in 3 minutes, give second dose.

**Now that you  
have naloxone...**

**Tell someone  
where it is and  
how to use it.**

# Common opioids include:

GENERIC	BRAND NAME
Hydrocodone	Vicodin, Lorcet, Lortab, Norco, Zohydro
Oxycodone	Percocet, OxyContin, Roxicodone, Percodan
Morphine	MSContin, Kadian, Embeda, Avinza
Codeine	Tylenol with Codeine, TyCo, Tylenol #3
Fentanyl	Duragesic, Actiq
Hydromorphone	Dilaudid
Oxymorphone	Opana
Meperidine	Demerol
Methadone	Dolophine, Methadose
Buprenorphine	Suboxone, Subutex, Zubsolv, Bunavail, Butrans

\* Heroin is also an opioid.

For patient education, videos and additional materials, please visit [prescribetoprevent.org](http://prescribetoprevent.org)



SAN FRANCISCO DEPARTMENT  
OF PUBLIC HEALTH



MaineHealth

[mainehealth.org](http://mainehealth.org)