



	<ul style="list-style-type: none"> <li>• Open the link you want to make appear as an App</li> <li>• Tap the Share icon (the square with an arrow pointing out of it) at the bottom of the screen.</li> <li>• Scroll down to the list of actions and tap Add to Home Screen. (If you don't see the action, scroll to the bottom and tap Edit Actions, then tap Add next to the Add to Home Screen action. After that, you'll be able to select it from the Share Sheet.)</li> <li>• Type a name for your site link. This will be the title that appears beneath its icon on your Home screen; tap "Add"</li> <li>• Your new "web app" will appear in the next available space on your device's Home screen.</li> </ul>
 <p>Android</p>	<ul style="list-style-type: none"> <li>• Open the link you want to make appear as an App</li> <li>• Tap Menu then select Bookmarks</li> <li>• Tap Add to Home screen</li> <li>• Type a name for your site link. This will be the title that appears beneath its icon on your Home screen; tap "Add"</li> <li>• Your new "web app" will appear in the next available space on your device's Home screen</li> </ul>
	<ul style="list-style-type: none"> <li>• Go to your MaineHealth Daily Health Screener &lt; noreply@conversahealth.com &gt; email</li> <li>• Click on the "Click Here to Chat" Icon</li> <li>• Save your employee screener as a favorite by clicking on the star icon in the top right corner of your screen</li> <li>• This will prompt an "edit bookmark" form to appear</li> <li>• Rename the bookmark as "Daily Screener" &amp; Click "Done"</li> <li>• Now you can click on the three vertical dots icon on the top right-hand corner of your page, followed by "bookmarks" to access your employee screener before every shift</li> </ul>
	<ul style="list-style-type: none"> <li>• Go to your MaineHealth Daily Health Screener &lt; noreply@conversahealth.com &gt; email</li> <li>• Click on the "Click Here to Chat" Icon</li> <li>• Save your screener as a favorite by clicking on the star icon in the top right corner of your screen.</li> <li>• This will prompt an "edit favorite" form to appear</li> <li>• Rename the favorite as "Daily Screener" &amp; Click "Done"</li> <li>• Now you can click on the star icon in the top right-hand corner of your page to access your employee screener before every shift</li> </ul>
	<ul style="list-style-type: none"> <li>• Go to your MaineHealth Daily Health Screener &lt; noreply@conversahealth.com &gt; email</li> <li>• Click on the "Click Here to Chat" Icon</li> <li>• Save your screener as a favorite by clicking on the star icon in the top right corner of your screen</li> <li>• Now click on the "Add to Favorites" button</li> <li>• Rename the favorite as "Daily Screener"; Click "Add"</li> <li>• Now you can click on the star icon in the top right-hand corner of your page to access your employee screener before every shift.</li> </ul>