


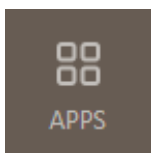
Logging into Canvas through the Apps Portal to Use Chrome




Some computers in the MaineHealth system do not have access to Chrome, the preferred browser for Canvas®. This guide will walk you through accessing Canvas® via Chrome on your workstation computer, even if the browser is not downloaded onto it.



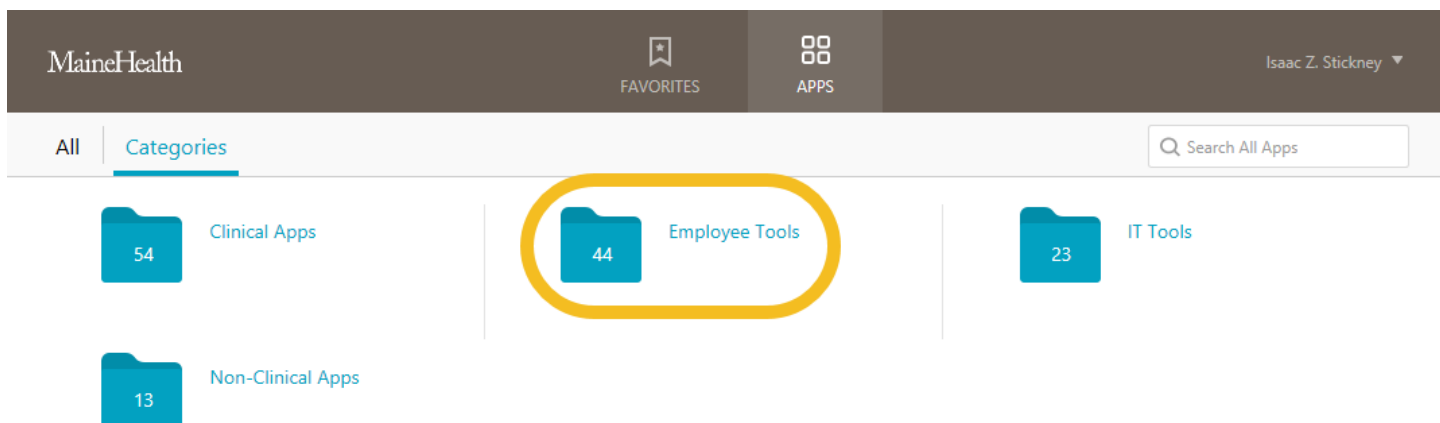
STEP 1: Access the Apps Portal on your desktop




STEP 2: Click on “APPS” at the top menu



STEP 3: Click the “Employee Tools” folder





STEP 4: Click “Canvas LMS”

The screenshot shows the MaineHealth Apps Portal interface. At the top, there is a navigation bar with the MaineHealth logo, a 'FAVORITES' icon, an 'APPS' icon, and the user name 'Isaac Z. Stickney'. Below this is a breadcrumb trail: '< Categories > Employee Tools'. A search bar labeled 'Search All Apps' is on the right. The main area displays a grid of application tiles. The 'Canvas LMS Employee Tools' tile is highlighted with a yellow circle. Other tiles include 'Bswift Employee Tools', 'Change Password Employee Tools', 'Citrix Storefront Tips Employee Tools', 'Commtech Paging Employee Tools', and 'Confidentiality Training -7x Employee Tools'. Each tile has a 'Details' link.

STEP 5: The Apps Portal will push you to the login page via Chrome

The screenshot shows a Chrome browser window with the address bar displaying 'mainehealth.org/maine-medical-center/healthcare-professionals/canvas'. The page header includes the Maine Medical Center logo and navigation links for 'MYCHART', 'SEARCH', and 'MENU'. The main content area features the 'canvas learning management system' logo and the instruction 'Please select a login option:'. Two buttons are visible: a blue button for 'MaineHealth WebAccess' and a red button for 'Friends of MaineHealth'. Below the buttons, there is explanatory text: 'Please access Canvas under Employee Tools in the Apps Portal. If you are unable to access the Apps Portal, please use Chrome/Firefox or Safari to access Canvas. Internet Explorer will not work.' Further text explains that the blue button is for internal MMCF domain web users and the red button is for external users. A footer note provides contact information: 'If you have any questions about using Canvas or problems accessing the platform, please email canvashelp@mainehealth.org and we will get back to you as soon as possible.'

STEP 6: Please see the additional guides “Users with mmc.org Emails” or “Users with non-mmc.org E-mails” which can be located at the bottom of the [Canvas@ login landing page](#) for further directions.

IF YOU CONTINUE TO HAVE PROBLEMS LOGGING IN PLEASE CONTACT CANVASHHELP@MAINEHEALTH.ORG