




## **MMC Breast Tumor Conference Specialty Case Review Instruction Packet**

### **Contents**

1. MaineHealth Breast Policy for Case Review
2. Breast Specialty Tumor Conference Referral Pathway
3. Log-In Instructions for Joining the Breast Tumor Conference Through Video Conferencing

 <p><b>MaineHealth</b> CANCER CARE NETWORK <small>SUPPORTED BY</small> THE HAROLD ALFOND® FOUNDATION</p>	<b>Breast Cancer Specialty Tumor Board</b>  <b>Referral Guideline</b>	
	<b>Original Date: 10-27-15</b>	<b>Review Date:</b>
	<b>MaineHealth Breast Work Group</b>	

Patients in the following categories should be reviewed after biopsy before definitive management by a MaineHealth Breast Regional Oncology Tumor Board:

A. Case with evident complexity

1. Pregnancy
2. Age <35
3. Prior chest radiation >20GY prior to the age of 30
4. Questioned inflammatory breast cancer

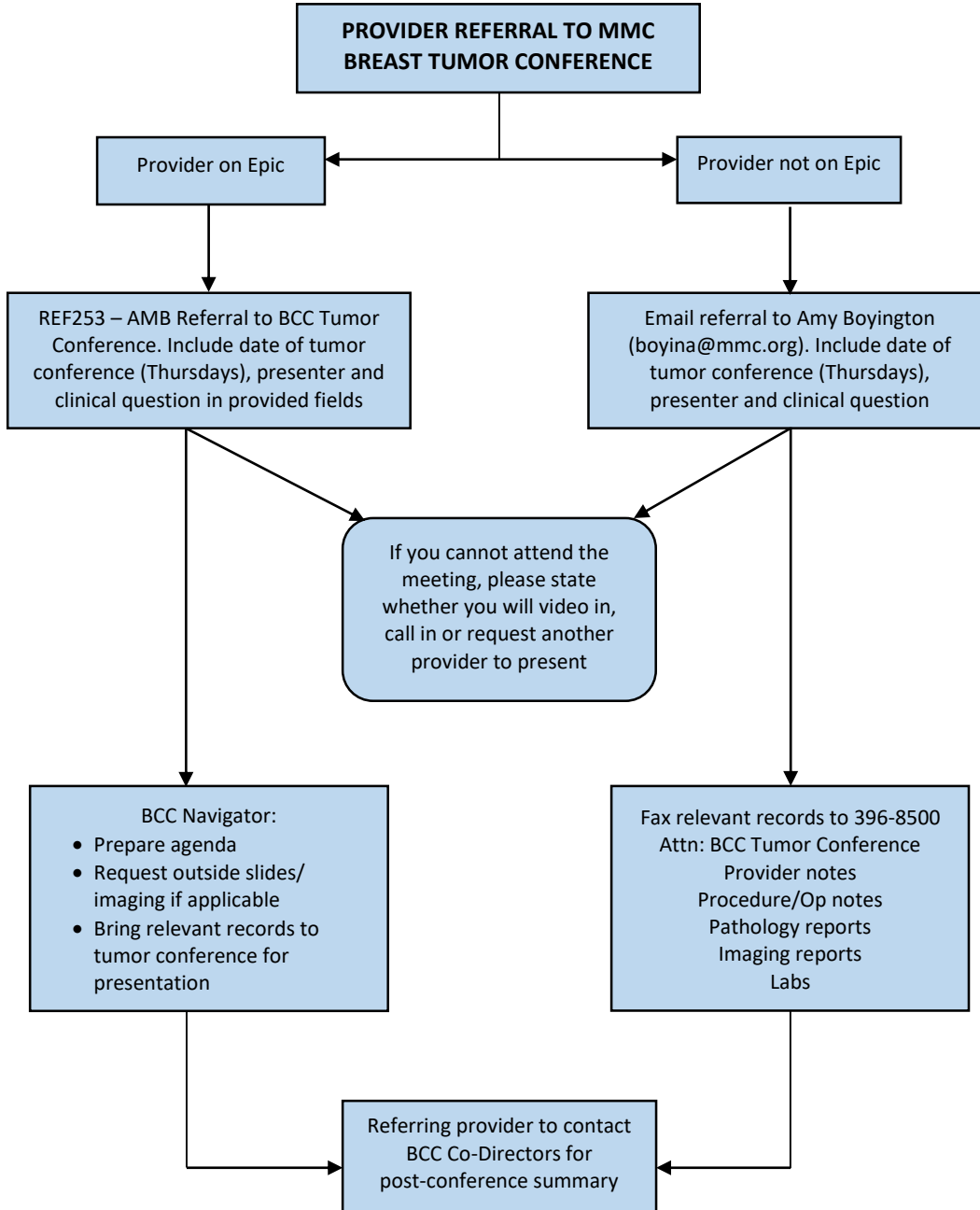
B. Pathology that would support consideration for neoadjuvant chemotherapy

1. Her2neu +
2. Triple Negative

C. All cases from hospitals having a small volume of breast surgery cases (defined as less than 13 cases per year) be reviewed at a tumor conference (or consulted on by a breast specialist) at MMC, MGMC or a MH NAPBC accredited hospital (St. Mary's or Southern Maine Healthcare).

D. Complex cases as deemed by treating provider

## Breast Specialty Tumor Conference Referral Pathway



## Log-In Instructions for Joining the MMC Specialty Oncology Tumor Conferences Through Video Conferencing

Please join the MMC.Oncology.Breast.Tumor.Conference.Room at [vmvidyoport.mainehealth.org](https://vmvidyoport.mainehealth.org) from desktop or conference room:

- - To join from your desktop or mobile device click the following link  
<https://vmvidyoport.mainehealth.org/flex.html?roomdirect.html&key=S8ihPfrSPq>

-To join by smart phone or tablet – go the AppStore and down load the free VidyoMobile app.

For you or others with a MaineHealth Telehealth Vidyo account enter conference number, you connect by either entering the MMC.Oncology.Breast.Tumor.Conference.Room name, or 4474, in the search contacts line of the Vidyo application.

- To join from a MaineHealth Video Conference Room, go into the address book to "Video External Conferences", choose "Vidyo - MaineHealth", follow the prompts and enter conference number: 4474

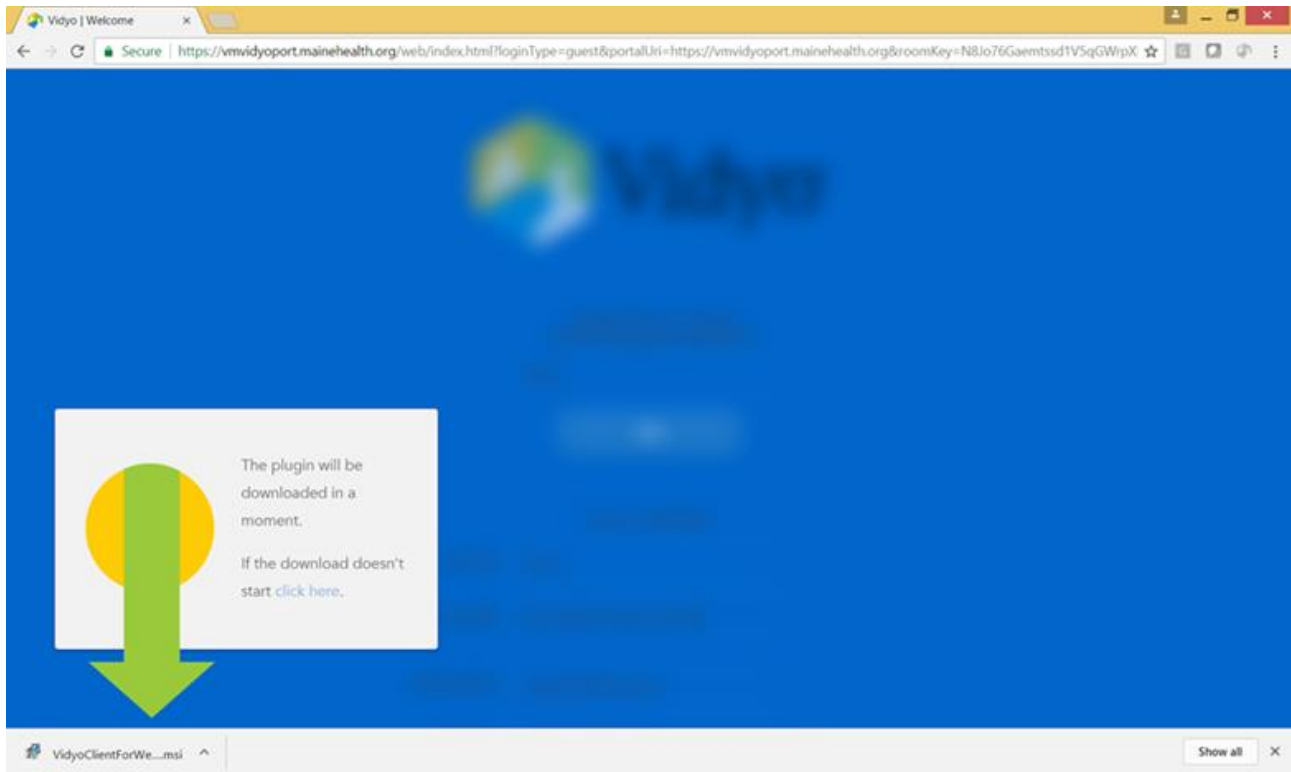
To join by phone:

Dial 207-661-6000, and enter room 4474

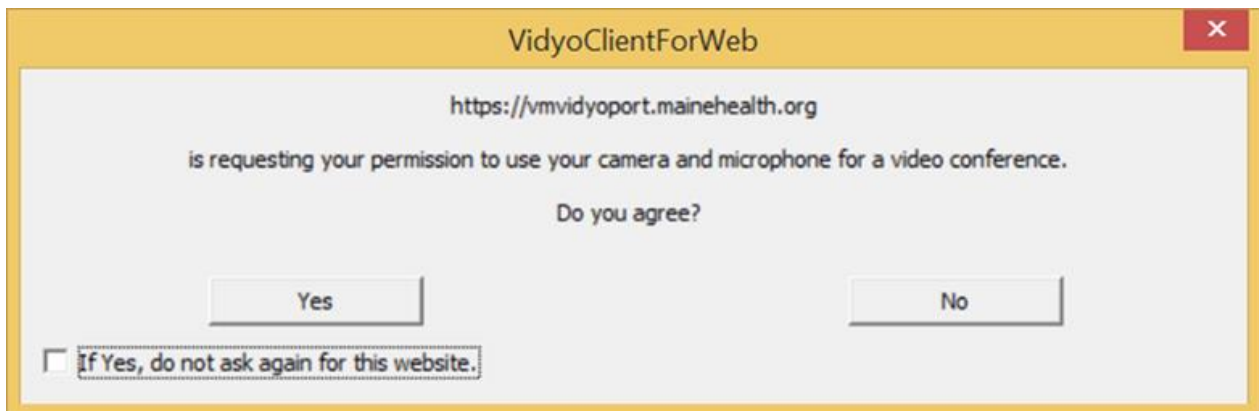
As prompted, Accept and Download Plugin

- If prompted, click run for VidyoWeb-win32.....
- Click yes for permission to use your camera and microphone
- Enter name and click join

Here are some screen shots of what you should see as you launch the session from the email link:




Click yes



Enter name and click join

Vidyo | Welcome

Secure | <https://vmvidyoport.mainehealth.org/web/index.html?loginType=guest&portalUri=https://vmvidyoport.mainehealth.org&roomKey=N8Io76Gaemtsd1V5qGWpX>



# Vidyo®

Please enter your name before joining the conference.

Tom

Join

### Device Settings

Camera: Microsoft LifeCam Front

Video Quality: Best Quality (Recommended)

Microphone: Microphone (Realtek High Definition Au

Speaker: Speakers (Realtek High Definition Audio



At the end of the session, click on red end call icon.



**Additional help related to this application:**

1. You may need to check that no other application is running that uses the microphone - Skype, Facetime, etc.
2. There is a microphone icon at the bottom of the display area (red arrow) – if you click on that, it will turn red, indicating the mic has been muted. Click again to unmute.

If there are any problems call the Telehealth Help line at 207-613-1674.